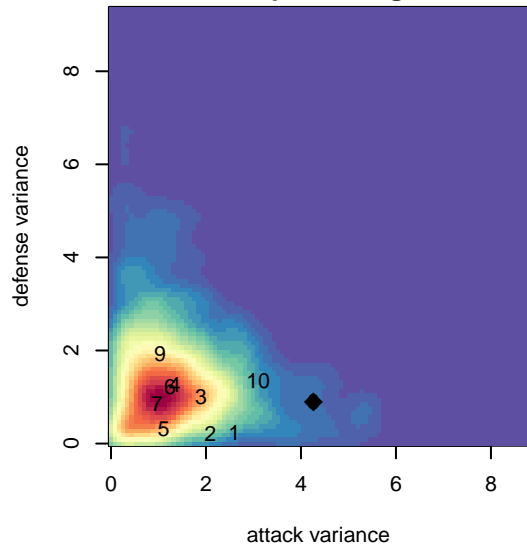
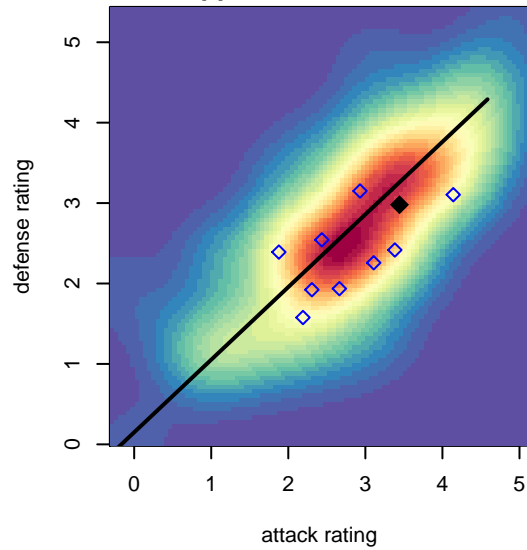


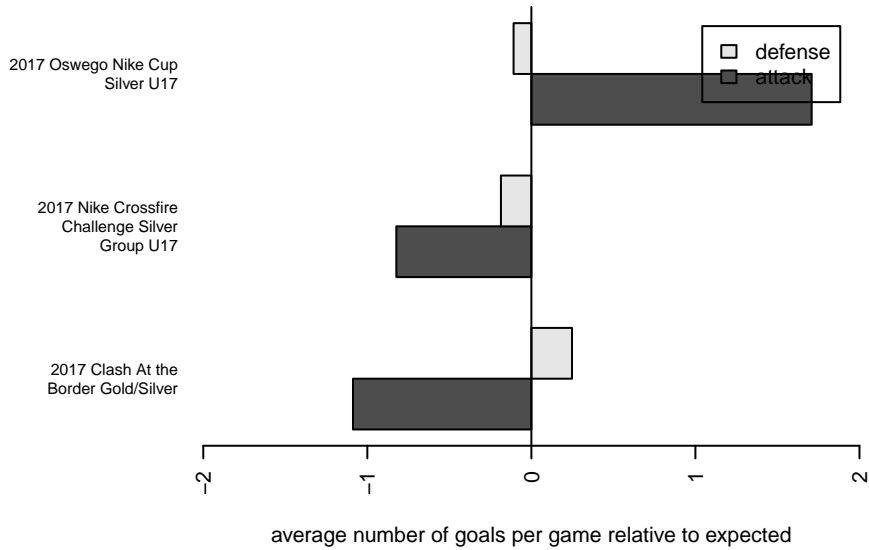
**attack and defense variance (black dot)
relative to other teams
and top 10 in region**



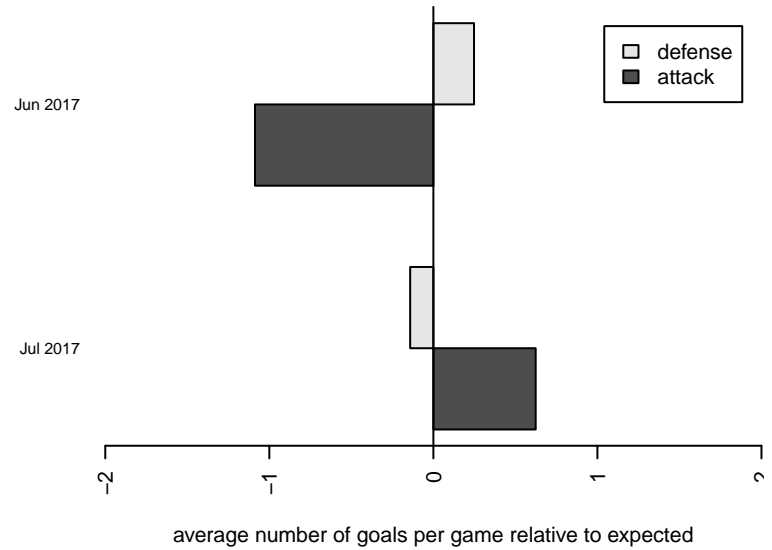
**attack and defense rating
relative to others at age
and all opponents in last 13 months**



Performance relative to 13 month average



Performance relative to 13 month average



date	home		away		venue	pred.home	pred.away
2017-07-30	Crossfire OR Blue II G01	6	THUSC Xenon G01	1	2017 Oswego Nike Cup Silver U17	3.00	0.26
2017-07-30	Crossfire OR Blue II G01	6	Pacific FC Ice G01	2	2017 Oswego Nike Cup Silver U17	2.99	1.23
2017-07-29	Crossfire OR Blue II G01	3	THUSC Xenon G01	0	2017 Oswego Nike Cup Silver U17	3.00	0.26
2017-07-28	Crossfire OR Blue II G01	5	HSC GPS Newberg G01	0	2017 Oswego Nike Cup Silver U17	4.18	0.81
2017-07-16	Crossfire OR Blue II G01	1	WPFC White G01	2	2017 Nike Crossfire Challenge Silver Gro	1.41	0.92
2017-07-15	Crossfire Alaska ADP G01	4	Crossfire OR Blue II G01	0	2017 Nike Crossfire Challenge Silver Gro	3.25	1.43
2017-07-14	Pacific FC Blue G01	0	Crossfire OR Blue II G01	2	2017 Nike Crossfire Challenge Silver Gro	1.28	2.63
2017-06-25	Crossfire OR Blue II G01	0	Westside Timbers Copa TS G01	2	2017 Clash At the Border Gold/Silver	1.70	0.74
2017-06-24	TC United Navy G01	0	Crossfire OR Blue II G01	4	2017 Clash At the Border Gold/Silver	0.51	6.22
2017-06-24	Pacific FC Blue G01	0	Crossfire OR Blue II G01	5	2017 Clash At the Border Gold/Silver	1.28	2.63
2017-06-23	Crossfire OR Blue II G01	2	Cascade Rush Revolution G02	0	2017 Clash At the Border Gold/Silver	4.81	0.47